










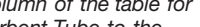







Build a single-tube low flow sampling train in three easy steps:

Step 1. Select a pump

Step 2. Select the pump-specific tube holder

Step 3. Select a protective tube cover (based on the sorbent tube size from the relevant sorbent tube page).

Note: Pocket Pump TOUCH tube holders are non-adjustable and are supplied with a tube cover - select the appropriate model based on size of sorbent tube used.

Step 1	Step 2	Step 3	
Pumps	Tube Holders	Tube Covers Only	
AirChek 52/Sidekick AirChek XR5000 AirChek TOUCH AirChek Connect AirChek Essential+ AirChek Essential AirLite AirChek 3000	<div>All-in-One Low Flow/Single Adjustable Tube Holder with built-in CPC</div> <div>Cat. No. 224-27</div> <div>See convenient Low Flow Adapter Kit below.</div> 	<div>A (6-mm OD x 70-mm L) Cat. No. 224-29A</div>  <div>B (7 or 8-mm OD x 110-mm L) Cat. No. 224-29B</div>  <div>C (10-mm OD x 150-mm L) Cat. No. 224-29C</div>  <div>D (10-mm OD x 220-mm L) Cat. No. 224-29D</div>  <div>Match the letter indicated in the Tube Cover column of the table for the relevant Sorbent Tube to the letter above.</div>	
Universal Series	<div>Adjustable Low Flow Tube Holder</div> <div>Cat. No. 224-26-01</div> 	<div>A (6-mm OD x 70-mm L) Cat. No. 224-29A</div>  <div>B (7 or 8-mm OD x 110-mm L) Cat. No. 224-29B</div>  <div>C (10-mm OD x 150-mm L) Cat. No. 224-29C</div>  <div>D (10-mm OD x 220-mm L) Cat. No. 224-29D</div>  <div>Match the letter indicated in the Tube Cover column of the table for the relevant Sorbent Tube to the letter above.</div>	
Pocket Pump TOUCH	<div>Low Flow Tube Holder with cover (non-adjustable)</div> <div>Cat. No. 222-3-1 (A)</div> <div>222-3L-1 (B)</div> <div>222-3XL-1 (C)</div> <div>222-3XD-1 (D)</div> 	<div>A (6-mm OD x 70-mm L) Cat. No. 224-29A</div>  <div>B (7 or 8-mm OD x 110-mm L) Cat. No. 224-29B</div>  <div>C (10-mm OD x 150-mm L) Cat. No. 224-29C</div>  <div>D (10-mm OD x 220-mm L) Cat. No. 224-29D</div>  <div>Match the letter indicated in the Tube Cover column of the table for the relevant Sorbent Tube to the letter above.</div>	