





















































































SWYPE/PERMEA-TEC

Semi-Quantitative Color Reactions

Acid/Base 769-1026							
	2 pH	4 pH	6 pH	8 pH	10 pH	12 pH	14 pH
Aliphatic Amines 769-1025 769-1035 769-3005							
	2.5 µg	10 µg	25 µg	50 µg	100 µg	500 µg	1000 µg
Aliphatic Isocyanates 769-1023 769-1033 769-3003							
	1 µg	5 µg	30 µg	100 µg	200 µg	500 µg	1015 µg
Aromatic Amines (Ethacure) 769-1021 769-1031 769-3001							
	21 µg	125 µg	292 µg	417 µg	1042 µg	4167 µg	12500 µg
Aromatic Amines (MOCA-MDA) 769-1021 769-1031 769-3001							
	0.5 µg	10 µg	30 µg	100 µg	200 µg	500 µg	1000 µg
Aromatic Isocyanates 769-1022 769-1032 769-3002							
	2 µg	10 µg	30 µg	100 µg	200 µg	500 µg	1015 µg
Beryllium 769-1020							
	0.5 µg	1 µg	10 µg	30 µg	100 µg	500 µg <i>(upper limit)</i>	1000 µg <i>(upper limit)</i>
Hexavalent Chromium 769-1030							
	1 µg	2 µg	3 µg	15 µg	46 µg	93 µg	309 µg <i>(upper limit)</i>
Lithium 769-1019							
	0.6 µg	1 µg	10 µg	50 µg	100 µg	333 µg	667 µg
Nickel 769-1028 769-1038 769-3008							
	3 µg	15 µg	46 µg	93 µg	309 µg	618 µg	1081 µg
o-Phthalaldehyde 769-1029 769-1039 769-3009							
	100 µg	167 µg	250 µg	333 µg	667 µg	1167 µg	1667 µg
Phenols 769-1027 769-1037 769-3007							
	3 µg	15 µg	46 µg	93 µg	309 µg	618 µg	1081 µg

Note: A reaction for the **PERMEA-TEC for Solvents** model is not shown. This model changes color from white to gray in the presence of many common polar organic chemicals. Nonpolar chemicals are not indicated colorimetrically but can be sent to a laboratory for desorption from the sensor's charcoal pad and analysis by GC.